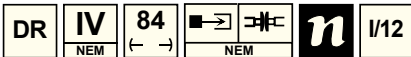




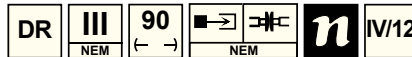
**Offener Güterwagen Ommu „Linz“**

62010  
ohne Bremserbühne



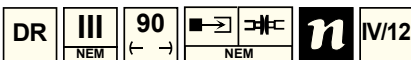
**Offener Güterwagen Ommu „Linz“**

62040  
mit Bremserbühne



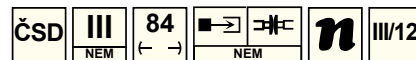
**Offener Güterwagen Ommu „Villach“**

60070  
mit Blechbremserhaus



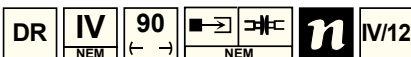
**Offener Güterwagen Vtpr ex „Villach“**

60030  
ohne Bremserbühne



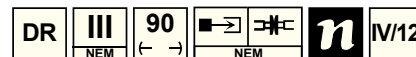
**Klappdeckelwagen Km21**

61530  
mit Bremserbühne, alle Deckel aufklappbar




**Klappdeckelwagen Km21**

61520  
mit Bremserhaus, alle Deckel aufklappbar



**PwPosti 34a**

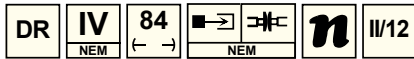
52000





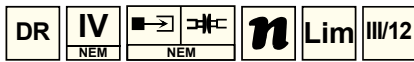
## Offener Güterwagen Ommu „Villach“

60020  
ohne Bremserbühne



## 3-er Set „Braunkohle“

68000  
Echtkohle als Ladegut



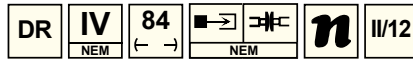
## 2-er Set Villach/Linz

68020  
ohne Bremserbühnen



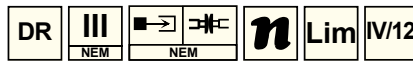
## Behelfskalkwagen Km21

61610



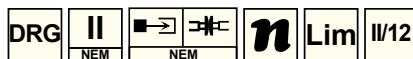
## 3-er Set „Kartoffeltransport“

68010  
mit Ladegut Kartoffeln



## 2-er Set Villach/Linz

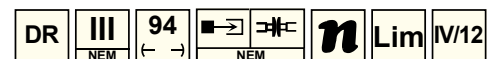
68030  
ohne Bremserbühnen



Symboldarstellung

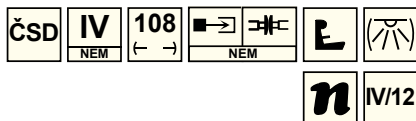
## Schwerlastwagen SSy

20521  
mit Ladegut Dachbinder



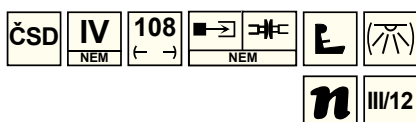
## Triebwagen-Beiwagen Bim ex Civ34

50730  
Bim 25-09001



## Personenwagen Be ex Ci31

50740  
Be 24-20298



Symboldarstellung



Symboldarstellung